

EXTRAS c)

rauch ORANGE +

for Amalfi, Imperial, Ravello, Positano sliding door wardrobes

Element width 45, 50, 90, 100 cm



Colour	Colour code
Texline Natural-colour linen look	A0032



Texline

These wardrobe widths are comprised of the following units:

		Height 197 cm	Height 223, 235 cm			Height 197 cm	Height 223, 235 cm
↔ 150 cm		100/50 	100/50 	↔ 280 cm*		90/100/90 	90/100/90
↔ 181 cm*		90/90 	90/90 	↔ 300 cm		100/100/100 	100/100/100
↔ 200 cm		100/100 	100/100 				
↔ 225 cm		90/45/90 	90/45/90 				
↔ 250 cm		100/50/100 	100/50/100 	* not available for Amalfi and Ravello			

EXTRAS c)

rauch ORANGE +

for Amalfi, Imperial, Ravello, Positano sliding door wardrobes

Element width **45, 50, 90, 100 cm**



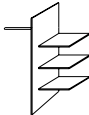
Colour	Colour code
Texline Natural-colour linen look	A0032




ELEMENT WIDTH ▶		45	45	45	
		Shelves for unit width 45cm ↔43 cm †2 cm ↗46 cm	hanging rail for unit width 45cm ↔43 cm †3 cm ↗2 cm	interior drawer for unit width 45cm ↔43 cm †63 cm ↗46 cm	
1 pieces	Price	9424	9737	98BA	
Set of 3		9414			


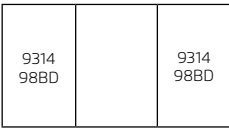
ELEMENT WIDTH ▶		50	50	50	
		Shelves for unit width 50cm ↔48 cm †2 cm ↗46 cm	hanging rail for unit width 50cm ↔48 cm †3 cm ↗2 cm	interior drawer for unit width 50cm with 3 drawers ↔48 cm †63 cm ↗46 cm	
1 pieces	Price	9423	9739	98BB	
Set of 3		9413			

	45	50		
OPTIONS FOR INSTALLING DRAWER UNITS	<p>3-door sliding door robe, W 225 cm</p>	<p>2-door sliding door robe, W 150 cm</p>		

for Amalfi, Imperial, Ravello, Positano sliding door wardrobes
Element width 45, 50, **90**, 100 cm

		Colour	Colour code	
		Texline Natural-colour linen look	A0032	
ELEMENT WIDTH ▶		90	90	90
				
		Shelves	hanging rail	interior division
		for unit width 90cm	for unit width 90cm	with 3 shelves with clothes rail for unit width 90cm
		↔88 cm †2 cm ↗46 cm	↔87 cm †3 cm ↗2 cm	↔88 cm †147 cm ↗49 cm
1 pieces	Price	9422	9736	999V
Set of 3		9412		

ELEMENT WIDTH ▶		90	90		
not available for Amalfi and Ravello			 		
		clothes lift	interior drawer		
		for unit width 90cm	for unit width 90cm		
		↔98 cm †84 cm ↗14 cm	↔88 cm †63 cm ↗46 cm		
Article	Price	9314	98BD		

	90	90	90	100	90		
OPTIONS FOR INSTALLING DRAWER UNITS AND CLOTHES LIFT							
	2-door sliding door robe, W 180 cm		3-door sliding door robe, W 280 cm				

EXTRAS c)

rauch ORANGE +

for Amalfi, Imperial, Ravello, Positano sliding door wardrobes

Element width 45, 50, 90, **100** cm




Colour	Colour code
Texline Natural-colour linen look	A0032




ELEMENT WIDTH ▶		100	100	100	100
		Shelves	hanging rail	interior division	clothes lift
		for unit width 100cm	for unit width 100cm	with 3 shelves with clothes rail for unit width 100cm	
		↔98 cm ↓2 cm ↗46 cm	↔100 cm ↓3 cm ↗2 cm	↔98 cm ↓147 cm ↗49 cm	↔98 cm ↓84 cm ↗14 cm
1 pieces	Price	9421	9758	999U	9314
Set of 3		9411			

ELEMENT WIDTH ▶		100	100	100
		interior drawer	interior drawer	interior drawer
		for unit width 100cm with 3 drawers	for unit width 100cm with 3 drawers	for unit width 100cm with 3 drawers
		↔98 cm ↓63 cm ↗46 cm	↔98 cm ↓63 cm ↗46 cm	↔98 cm ↓63 cm ↗46 cm
Article	Price	98BE	9SL7	9SL8


	100	100	100
OPTIONS FOR INSTALLING DRAWER UNITS AND CLOTHES LIFT			
	2-door sliding door robe, W 200 cm	3-door sliding door robe, W 250 cm	3-door sliding door robe, W 300 cm




Colour	Colour code
Texline Natural-colour linen look	A0032





GENERAL				
				
		extending rail holder	tie/belt rack	trouser holder
		↔4 cm ↓6 cm ↗31 cm	↔10 cm ↓13 cm ↗46 cm	↔25 cm ↓7 cm ↗46 cm
Article	Price	9760	990K	990H

GENERAL				
				
		hooks	coat hanger rail	set of 2 dampers for sliding wardrobes
		↔35 cm ↓5 cm ↗5 cm	↔7 cm ↓52 cm ↗28 cm	↔2 cm ↓7 cm ↗27 cm
Article	Price	9HL1	9767	9TD2

Colour	Colour code
Texline Natural-colour linen look	A0033

EXTRAS		Plug			
Article	Price	9813			
			UK plug		
			3-pin socket		
			↔17 cm ↓6 cm ↙4 cm		

EXTRAS		Mattress supports			
Article	Price	<p>2 mattress supports are required for beds in size 160 cm</p> 	<p>2 mattress supports are required for beds in size 180 cm</p> 	<p>2 mattress supports are required for beds in size 180 cm</p> 	
		slat	slat	slat	
		80x200	90x190	90x200	
		↔79 cm ↓5 cm ↙196 cm	↔89 cm ↓5 cm ↙186 cm	↔89 cm ↓5 cm ↙196 cm	
		9699	9957	9954	

EXTRAS		Mattress supports			
Article	Price				
		slat	slat	slat	slat
		120x190	135x190	140x200	155x200
		↔119 cm ↓5 cm ↙186 cm	↔138 cm ↓5 cm ↙186 cm	↔139 cm ↓5 cm ↙196 cm	↔151 cm ↓5 cm ↙196 cm
		9992	994N	8958	994M

NOTES
